

# JOIN KIT



disponibile in due versioni: per piano fisso e per piano ribaltabile

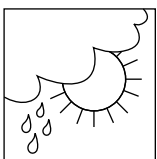
available in two versions: for fixed top and for tip-up top

## JOIN KIT

Design: Infiniti designers

Struttura per tavolo a gamba singola centrale in tubo tondo verniciato bianco o nero, base a tre razze in tubo tondo verniciato bianco o nero. Terminale supporto piedino regolabile in alluminio pressofuso verniciato in tinta. Nella versione fissa, crociera di supporto piano in alluminio pressofuso. Nella versione ribaltabile, snodo di ribaltamento in plastica grigia. Disponibile versione per esterno con struttura zincata e verniciata.

*Table structure with a single central leg in black or white painted tubular steel, 3-star black or white painted tubular steel base. End support for adjustable foot in pressure polished aluminium painted in the same colour. Fixed version with crosspiece support for the top in pressure polished aluminium. Tip-up version with grey plastic articulated coupling. Available outdoor version only with zinc/painted frame.*



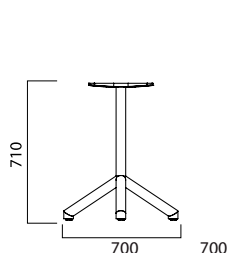
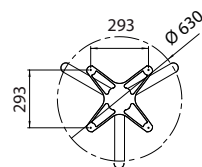
### Tubo in acciaio Steel frame



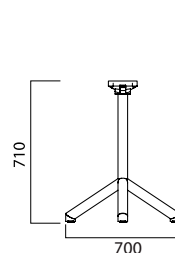
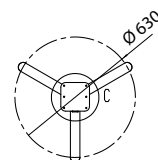
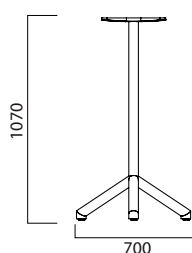
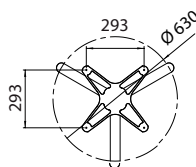
**AC20**  
Verniciato gofrato bianco  
Embossed white painted



**AC03**  
Verniciato gofrato nero  
Embossed black painted



piano fisso - fixed top



piano ribaltabile - tip-up top

