

REWIND 570



REWIND 570

Design: Giancarlo Bisaglia

Sedile e schienale in polipropilene.

Carter sottosedile in polipropilene caricato fibra di vetro.

A richiesta e per lotti d'acquisto da definire con l'ufficio commerciale, è possibile avere sedile e schienale ignifugo. Nella versione 4 gambe possibilità di avere agganci tra sedia e sedia in tondino Ø 5 mm cromato da fissare al sottosedile. I puntali sono in polipropilene colore nero.

Gambe anteriori, posteriori, struttura sottosedile e telaio slitta in tubo tondo Ø 22 mm, spessore 1,5 mm, secondo norma UNI 10305-3. Impilabilità massima: 6 sedie.

Carrello verniciato in epossi-poliestere nero per trasporto massimo 10 sedie disponibile a catalogo.

Struttura sedile e supporto schienale del telaio cantilever in tubo tondo Ø 22 mm, spessore 2,5 mm in ASF420 secondo norma UNI 10305-3. Piedini polipropilene colore nero nella versione cantilever.

Versione sgabello: gambe anteriori, posteriori e struttura sottosedile in tubo tondo Ø 22 mm, spessore 1,5 mm, secondo norma UNI 10305-3. Poggiapiedi in tondino Ø 11 mm.

Finitura telaio: cromato con spessore medio di 5 micron, verniciato con polveri epossi-poliestere di colore nero o grigio goffrato con spessore medio di 50 micron.

Versione girevole: scocca in tubo tondo Ø 22 mm, spessore 1,5 mm, secondo norma UNI 10305-3.

Piastra con leva a gas per la regolazione dell'altezza del sedile. Colonna a gas Ø 50 mm cromata.

Base 5 razze in alluminio pulito Ø 660. Ruote in polipropilene Ø 50 perno Ø 11 mm.

Versione panca: scocca con o senza braccioli in tubo tondo Ø 22 mm, spessore 1,5 mm, secondo norma UNI 10305-3.

Trave T LEGS in metallo verniciato dim. 80x40 mm sp. 2mm disponibile in varie lunghezze (1230 - 1850 - 2460 - 2950 mm) per 2-3-4-5 posti, verniciata con polveri epossi-poliestere di colore nero o grigio goffrato con spessore medio di 50 micron. Gamba in metallo con finitura cromata con spessore medio di 5 micron, oppure verniciata con polveri epossi-poliestere di colore nero o grigio goffrato con spessore medio di 50 micron con piedini in polipropilene nero.

Tavolino intermedio dim. 450x450 mm in legno laminato nero.

Trave V LEGS in metallo a sezione rettangolare 80x40 mm sp. 2mm, disponibile in varie lunghezze per 2-3-4 posti, verniciata con polveri epossi-poliestere di colore nero, grigio o soft chrome con spessore medio di 50 micron. Gamba in metallo in tubo ellittico 50x25 mm sp.2, con finitura cromata con spessore medio di 5 micron, oppure verniciata con polveri epossi-poliestere di colore nero o grigio con spessore medio di 50 micron; piedini regolabili in polipropilene nero.

Polypropylene seat and backrest.

Fibreglass filled polypropylene seat outer cover.

On request and for purchase quantities to be agreed with the sales department, seat and backrest can be supplied in fireproof version. In the 4-leg version, possibility of chromium-plated Ø 5 mm steel rod seat connection hooks for fixing to seat outer. Black polypropylene end-pieces.

Front and rear legs, seat outer structure and sled frame in round tube Ø 22 mm, thickness 1.5 mm, in compliance with UNI 10305-3 standard. Maximum stackability: 6 chairs

Black epoxy-polyester powder coated trolley for transporting maximum 10 chairs, available from catalogue.

Seat structure and backrest support of cantilever frame in round tube Ø 22 mm, thickness 2.5 mm, in ASF420 in compliance with UNI 10305-3 standard. Black polypropylene feet in cantilever version.

Stool version: front and rear legs and seat outer structure made of round steel tube Ø 22 mm, thickness 1.5 mm, in compliance with UNI 10305-3 standard. Footrest made of steel rod Ø 11 mm.

Frame finish: chromium plating, average thickness 5 microns, or black or embossed grey epoxy-polyester powder coating, average thickness 50 microns.

Swivel version: shell in round tube Ø 22 mm, thickness 1.5 mm, in compliance with UNI 10305-3 standard. Plate with gas lever for seat height adjustment. Chromium-plated Ø 50 gas column.

5-star base in Ø 660 polished aluminium. Polypropylene castors Ø 50 mm pin Ø 11 mm.

T LEGS bench version: shell with or without armrests in round tube Ø 22 mm, thickness 1.5 mm, in compliance with UNI 10305-3 standard.

Metal beam dim. 80x40 mm, thickness 2 mm, available in various lengths (1230 - 1850 - 2460 - 2950 mm) for 2-3-4-5 seats, black or embossed grey epoxy-polyester powder coating, average thickness 50 microns.

Metal leg with chromium-plated finish, average thickness 5 microns, or black or embossed grey epoxy-polyester powder coating, average thickness 50 microns, with black polypropylene feet.

Intermediate table dim. 450x450 mm in black wood laminate.

V LEGS bench version: shell in round tube Ø 18 mm, thickness 1.5 mm, in compliance with UNI 10305-3 standard. Metal beam rectangular section 80x40 mm, thickness 2 mm, available in various lengths for 2-3-4 seats, in black, grey or soft-chrome epoxy-polyester powder coating, average thickness 50 microns.

Metal leg in elliptical tube 50x25 mm th. 2mm, with chromium-plated finish, average thickness 5 microns, or with black or grey epoxy-polyester powder coating, average thickness 50 microns; with black adjustable polypropylene feet.

REWIND 570

Design: Giancarlo Bisaglia

colori plastiche - plastic colours



PP01
Nero
Black



PP20
Bianco
White



PP07
Grigio cemento
Cement grey



PP11
Antracite
Anthracite

parti in metallo - metal parts



AC37
Acciaio verniciato
alluminio goffrato
Aluminium embossed
painted steel



AC03
Acciaio verniciato
nero goffrato
Black embossed
painted steel



AC01
Cromato
Chromium plated



AC36
Acciaio verniciato
soft chrome
Soft chrome painted
steel

solo per panca - only for bench

parti in alluminio - aluminium parts



AL07
Alluminio pulito
Polished
aluminium



AL10
Alluminio soft
chrome
Soft chrome
aluminium

solo per panca - only for bench

certificazioni - certifications

REWIND 570 SEDIA 4 GAMBE / 4 LEG CHAIR

EN 15373

Sedili non domestici. Carico statico verticale schienale
Non domestic seat. Vertical load on back rest

EN 1728

Carico statico sul sedile-schienale
Seat and back static load test

Resistenza a fatica del sedile-schienale
Seat and back fatigue test

Fatica fronte anteriore sedile
Seat front edge durability test

Urto sullo schienale
Back impact test

Prove eseguite secondo tabella 1 della EN 15373
The tests has been carried out according to table 1 of EN 15373

Collaudi eseguiti da
Tests carried out by  

REWIND 570 VERSIONE CANTILEVER / CANTILEVER VERSION

EN 1728

Carico statico sul sedile-schienale
Seat and back static load test

Resistenza a fatica del sedile-schienale
Seat and back fatigue test

Fatica fronte anteriore sedile
Seat front edge durability test

Carico statico verticale schienale
Vertical load on back rest

Urto sul sedile
Seat impact test

Urto sullo schienale
Back impact test

Prove eseguite secondo tabella 1 della EN 16139
The tests has been carried out according to table 1 of EN 16139

01.
Sedile e schienale in
polipropilene
*Polypropylene seat and
backrest*

02.
Telaio in acciaio cromato,
verniciato grigio o nero
*Chromium-plated and grey
or black painted steel frame*

03.
Tavoletta scrittoio
Writing tablet

04.
Versione tappezzabile
Version for upholstery

05.
Impilabile fino a 6
Stackable up to 6 chairs

06.
Agganci
Linking device

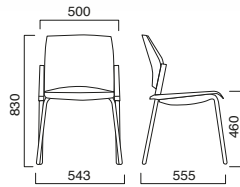
07.
Carrello
Trolley



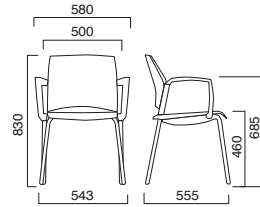
REWIND 570



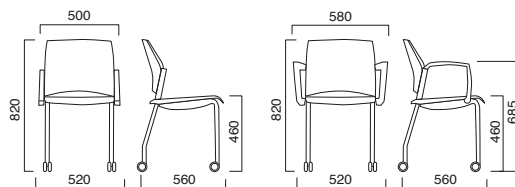
REWIND 570 4 LEGS



REWIND 570 4 LEGS FOR UPHOLSTERY WITH ARMS

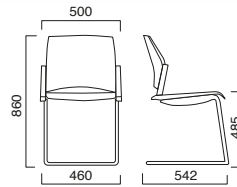


REWIND 570 4 LEGS WITH CASTORS

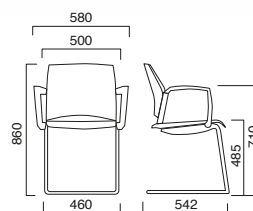




REWIND 570 CANTILEVER



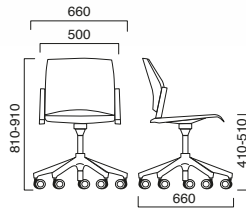
REWIND 570 CANTILEVER WITH ARMS



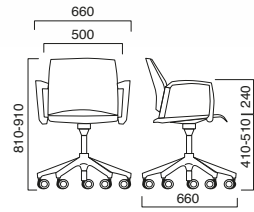
REWIND 570



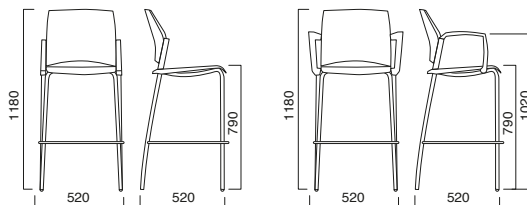
REWIND 570 SWIVEL



REWIND 570 SWIVEL WITH ARMS

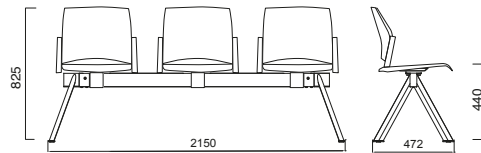


REWIND 570 STOOL





REWIND 570 V LEGS BENCH



REWIND 570 T LEGS BENCH

